

A Review on Analgesic and Anti-pyretic Activities. :-From Plant Sources


Harish Laxman More , Ms. Rupali Shivaji Patil




Final-year B.Pharm Student
Shree Santkrupa College of Pharmacy Ghogaon, Maharashtra 415111 , India



Abstract- Analgesics are the painkiller substances, which act by the absence of pain without loss of consciousness. Antipyretics are the drugs which lower the elevated body temperature and bring it to normal. In this review, we mentioned that there were many plants possessed antipyretic and analgesic effects, these included *Cissus quadrangularis*, *Curcuma longa*, *Malvastrum coromandelianum*, *Pergularia Daemia*, *Aloevera Barbadensis*, *Althaea officinalis*, *Conium maculatum*.

Keywords: Analgesic activity Antipyretic activity, Medicinal plants, Phytochemicals, Natural pain relief, Herbal medicine, Anti-inflammatory properties, Plant-based analgesics, Plant-based antipyretics, Traditional medicine, Ayurvedic herbs, Pharmacological effects, Plant-derived compounds, Natural drug development, Curcumin,

Introduction: Medicinal plants are the Nature's gift to human beings to help them pursue a disease-free healthy life. Plants have been used as drugs by human since thousands of years ago. In our review, mentioned that many medicinal plants exerted analgesic and antipyretic effects. These plants included *Cissus quadrangularis*, *Curcuma longa*, *Malvastrum coromandelianum*, *Pergularia Daemia*, *Aloevera Barbadensis*, *Althaea officinalis*, *Conium maculatum*.

Botanical name	Plant part used	Common name	Family	Reported activity	Chemical constituents	Plant Image
Cissus quadrangularis [1]	Whole plant	Hadjod	Vitaceae	Analgesic, antipyretic Anti-inflammatory treat burns, swelling and malaria,	Alpha amyrrin, Beta amyrrin, Beta sitosterol, Friedelin, Quercetin, Genistein, Daidzein.	 <p>Fig.1</p>

<p>Curcuma longa [2]</p>	<p>Rhizomes.</p>	<p>Indian saffron, Haldi, Haridra</p>	<p>Zingiberaceae</p>	<p>Analgesic, To treat coughs, diabetes, dermatological conditions, respiratory problems, cardiovascular and hepatobiliary diseases, arthritis, irritable bowel disease (IBS), peptic ulcers, psoriasis, and atherosclerosis. anti-fungal, anti-inflammatory, antibacterial.</p>	<p>Turmerone, zingiberene, borneol, caprylic acid 5 % of volatile oil, resin.</p>	 <p>Fig. 2</p>
<p>Malvastrum coromandelianum [3]</p>	<p>Whole plant</p>	<p>daikat</p>	<p>Malvaceae</p>	<p>Antiinflammatory, analgesic, antidyseric plant treatment of jaundice, antipyretic activity, used for stomach pains</p>	<p>stigmasterol, lutein, phenylethylamine, indole alkaloids, fatty acids (palmitic, oleic, linoleic, and steric), etc.</p> <p>- Seed oil of MC contained palmitic acid (22.7%), palmitoleic acid (2.4%), stearic acid (2.7%), oleic acid (14.6%), linoleic acid (37%), malvalic acid (10.5%) and sterculic acid (10.1%).</p>	 <p>Fig.3</p>
<p>Pergularia Daemia [4]</p>	<p>Root</p>	<p>Uttaravarni, Utranajutuka</p>	<p>Asclepiadaceae</p>	<p>analgesic, antipyretic and anti-inflammatory anthelmintic, laxative, expectorant, antifertility, anti-diabetic,</p>	<p>alkaloids, glycosides, tannins, flavonoids, steroids and terpenoids.</p>	 <p>Fig.4</p>

<p>Aloevera Barbadensis [5]</p>	<p>Gel and latex</p>	<p>Korphad</p>	<p>Asphodelaceae</p>	<p>analgesic, treatment of mouth ulcers, sores, blisters, used for pain healing purposes in the treatment of piles and Hemorrhoids, as irritant purgative.</p>	<p>barbaloin (C-glycoside), resin and aloe-emodin, Isobarbalion, barbaloesinotannol, cinnamic acid.</p>	 <p>Fig.5</p>
<p>Althaea officinalis[6]</p>	<p>Leaf, root, flowers</p>	<p>Althaea, Marshmallow, khatma, Khatmi</p>	<p>Malvaceae</p>	<p>Analgesic and antipyretic. It is widely used traditionally for the treatment of the irritation of oral, pharyngeal mucosa and associated dry cough, mild gastritis, skin burns and for insect bites. It is also used in catarrh of the mouth and throat, gastrointestinal tract and urinary tract complaints, as well as for inflammation, ulcers, abscesses, burns, constipation and diarrhoea.</p>	<p>pectins 11% , starch 25-35% , mono-, and disaccharide, saccharose 10% , mucilage 5% , flavonoids (Hypolaetin-8-glucoside, isoquercitrin, kaempferol, caffeic, p-coumaric acid), coumarins, scopoletin, phytosterols, tannins, asparagine and many amino acids.</p>	 <p>Fig.6</p>


Conium maculatum [7]	Aerial parts	shawkaran, hemlock, poison hemlock, spotted hemlock, spotted parsley	Apiaceae	Analgesic and antipyretic, treatment of spasmodic disorders, and to relieve nervous excitation, rheumatic pains, pain in stomach, pain of gastric ulcer, nervousness and restlessness.	It contained piperidine alkaloids (coniine, N-methyl-coniine, conhydrine, pseudoconhydrine, gamma-coniceine), camphene (13.0%), limonene (8.7%), linalool (8.4%) and fenchyl acetate (7.6%). 9 compounds were identified in essential oil by SPME, representing 99.8%	
-----------------------------	--------------	--	----------	--	---	---

Fig.7

CONCLUSION:

The Paper reviewed the antipyretic and analgesic effect of the medicinal plants to be utilized in medical applications as a result of effectiveness and safety.

REFERENCES:

1. Neha S, Ranvir GD and antipyretic activities of Curcuma longa rhizome extracts in Wister Rats. Veterinary World.2009 Aug;2(8):304-306.
2. Priyanka V, Rekha V. Analgesic, Anti-inflammatory and antipyretic activity of Cissus quadrangularis. Journal of Pharmaceutical Science and Technology.2010;2(1) 111-118.
3. Khonsung Parirat, Nantsupawat Saranyapin, Jesadanont Sukanya Nimmannit, Vanida, Chantharateptawan Ampai Panthong. Anti-inflammatory and Analgesic Activities of Water Extract of Malvastrum coromandelianum (L.) Garcke Thai J Pharmacol.2006;28(3):8-14.
4. Bhaskar VH Balkrishnan N. Analgesic, anti-inflammatory and antipyretic activities of Pergularia daemia and Carissa carandas. Daru;17(3)2009.
5. Amrit PS, Samir M. Anti-inflammatory & analgesic agents from Indian medicinal plants. International journal of Integrative biology.2008;3:59.
6. Al-Snafi AE; The Pharmaceutical importance of Althaea officinalis and Althaea rosea: A Review. Int J Pharm Tech Res 2013;5(3):1387-1385.
7. Madaan R, Kumar S; Screening of alkaloidal fraction of Conium maculatum L. aerial parts for analgesic and anti-inflammatory activity. Indian Journal of Pharmaceutical Sciences 2012;74(5):457-460.