

# Image Sharpening and Restoration Using Image Processing Techniques

<sup>1</sup>Alex Jose, <sup>2</sup>Abhinav Dileep, <sup>3</sup>Alex Varghese

<sup>1</sup>Student, <sup>2</sup>Student, <sup>3</sup>Student

Santhigiri College of Computer Sciences Vazhithala, Kerala, India  
Department of Computer Science,  
Santhigiri College Of Computer Sciences, Vazhithala, India

**ABSTRACT:** Image restoration is the process of restoring an image to its original state by removing noise and blur. It can be challenging to eliminate image blur in a variety of contexts, including photography, radar imaging, and the removal of motion blur brought on by camera shake. Image noise is an undesirable signal that appears in images from sensors such as thermal or electrical signals as well as environmental factors like rain, snow, etc. Digitized photographs frequently suffer from a lack of quality, including issues with contrast, shading, and artifacts brought on by shortcomings in focusing, lighting, and other factors. Therefore, the image quality needs to be enhanced using fundamental methods. The manipulation of a picture to expressly highlight certain elements is known as image enhancement. The approaches for improving image contrast that is now available focus on the image properties that must be processed and ignore user variables. Image sharpening is one of the popular image enhancement methods used in every industry where images need to be comprehended and studied. This study compares various methods for sharpening images using unsharp masking (UM). Diverse filtering methods are used to assess these algorithms. The findings indicate that the majority of these methods can be employed for image sharpening and are highly sensitive to the enhancement factor. In this study, we will examine and evaluate several noise and blur models, restoration strategies, and image-enhancing methods. Researchers have proposed several ways in this respect.

**Keywords:** Image Restorations, Image Sharpening, Restoration Techniques, Median Filter, Mean Filter.

## INTRODUCTION

Digital images are electronic photographs of a scene made up of basic image elements arranged in a grid configuration called pixels. Each pixel has a quantal price that corresponds to the tone of the image for a certain purpose. Images can be obtained for a variety of purposes, including urology, remote sensing, microscopy, medical imaging, etc. The term "image restoration" refers to the process of recovering an unknown genuine image from its damaged measurement. The deterioration may take on a wide range of shapes, including additive noise area invariant or variant blur, aliasing, and compression artifacts, and it may happen during the creation, transmission, and storage of the image. Image restoration has developed into a field at the convergence of image processing, computer vision, and machine imaging as a result of historical advancements in imaging, computing, and communication technology. Its derivatives include image denoising, image in-image reconstruction, and image deblocking/deranging. Image restoration methods reportedly developed into a fundamental tool to support low-level vision tasks that emerged from several scientific and engineering sectors. The following system is used to view the degradation process. The primary objectives of the image sharpening technique are natural images discovered through the scanning of photos, videos, etc. The most crucial element in determining image quality is sharpness. The sharpness must be adjusted to an ideal value to increase image quality. A technique for assessing image sharpness and representing it as a physical value. The experimental findings, together with quality, are then given after a comparison between the ES value and subjective image sharpness. The algorithm changes an image into another image with a different edge sharpness value. Image sharpness may be optimally and automatically changed using this technique [1-2].

Two classes of image-sharpening techniques can be distinguished. Spatial domain techniques Methods in the frequency domain. The spatial domain techniques are built on the direct interaction of picture pixels and are applied to the image channel itself. Operations on the image pixels serve as the foundation for enhancement operations. The modification of the grey level, histogram processing, the use of fundamental spatial filters, and unsharp masking are a few examples of spatial domain picture-enhancing processes. The old documents that are utilized to store important data frequently have substantial background deterioration. Various contrast, old age, and the degradation of the papers through time owing to storage circumstances and the quality of the written parchment are a few instances of backdrop damages. There are a few methods for making these papers readable offered via image processing. [2-3].

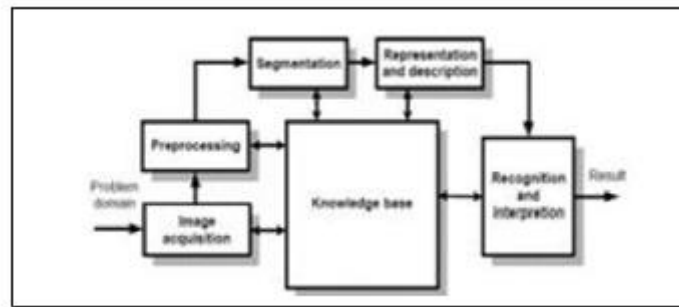


Fig. 1. Block diagram of image sharpening.

## IMAGE RESTORATION REQUESTS

The requests within the realm of image restoration are as follows:

- The space for planetary imaging is the request for ordinal image restoration within the industrial community. Strange observations of the earth and the spheres were marred by gesture blur as a result of the slow shutter speed of the camera compared to the quick motion of the ballistic capsule. Poisson noise, Gaussian noise, and other types of noise are frequently used to classify the planetary imaging poverty disadvantage [6].
- Reviving dated and decrepit movies is an alternative, more passionate plea for the restoration process. The depiction restoration is frequently associated with numerical techniques used to remove cuts, grime, and two-color in white and black films. Nearby significant advancements in the field of image sequence restoration are extensively documented in the literature [6].
- The total area of requests for major picture restoration is found inside the covert writing space for images and videos. Such techniques are created to increase the power of secret scripts and scale back the bit obligations of coded movies. [7].

## RESTORATION TECHNIQUES

Image restoration may be a method through which a damaged and blurry image is corrected to create an ideal image. Therefore, restoration rebuilds any images whose quality has been degraded by noise or command. There are many reasons for degradation, including part disturbance, camera errors, and detector noise. There are two different methods used to restore the image. Modeling the image whose quality has been negatively impacted by certain factors is one method. By using several filters, a method known as "image sweetening" will raise the image's standard. Prior knowledge of the deterioration is crucial to restoring the image. The following depicts

the action of deterioration and repair. It is possible to restore the images using two types of models, specifically degradation [8]. Shows in below fig (2).

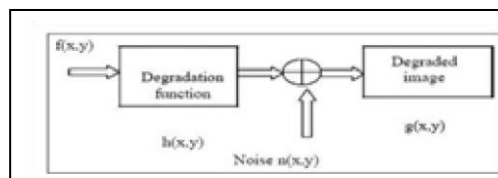


Figure 2: Degradation Model

$F(x, y)$  is the distinctive image in this Figure (2) that is harmed by various activities[2,8].

## Some methods of image restoration are:

### A. Median Filter

The median filter is a measures strategy, as its name suggests. This process involves finding the median of each picture element and replacing it with the median of the grayscale values in the vicinity of those pixels. To eliminate the salt and pepper noise, the median filter is activated. When compared to other smoothing filters of comparable size, it has substantially less blurring capability. Filtering preserves the boundaries while eliminating noise. This prevents the image from blurring, unlike other methods of smoothing.[5]

### B. Mean Filter

#### a) Arithmetic mean filters

This type of filter, also referred to as a linear filter, levels out disparities and blurs the image's details by placing all of the image's elements evenly spaced throughout the window [2].

#### b) Geometric mean filter

This kind is the same as a mean value filter, which processes an image while preserving the majority of its information [1].

#### c) Harmonic mean filter

This kind of filter is used in situations where the information values are this high, however, it cannot remove pepper noise and performs better with salt and Gaussian noise [4].

**d) Contra harmonic mean filter**

This type of filter is used here to remove the noise associated with salt and pepper, although it is unable to do so simultaneously. It acts like a dragon if largely incorrect values are chosen. This filter eliminates salt noise and, for a fee, eliminates pepper sound [7].

**e) Adaptive Filter**

The transfer performance of an adaptive filter, a type of linear filter, is regulated by a variable parameter. Adaptive filters combine color and grayscale images to remove impulsive noise from images. Adaptive filters are unable to eliminate the effects of speckle noise. In comparison to other filters, this may provide the simplest noise suppression results and better maintain edges, thin lines, and image features while producing improved image quality [3].

**f) Linear filter**

Each pixel is replaced with a linear combination of its neighbors in a linear filter. Sharpening, blending, and edge enhancement is three image-processing techniques that use linear filters. In a linear filter, the output and input vary linearly. The noise in the image can be readily removed with the aid of a linear filter. Both salt and pepper noise and Gaussian noise can be processed with this filter [2].

**g) Wiener Filter**

This image restoration method, which was developed by N. Wiener, incorporates both noise-representative applied math and noise-degradation work into the restoration process. It is said to be one of the most straightforward methods for deblurring an image so that it can be rebuilt from a degraded one using a well-known foreign terrorist group. It employs deconvolution to remove noise with density operation using both high and low-pass filters [3-6].

**Neural Network Approach**

Neural networks are different types of digital computer laptop architecture, with components that require basic preparation, a high level of interconnection, and flexible communication between the various parts. Once a component of the short neural network comes up, it will proceed without any problems due to its parallel nature. Factory-made Neural networks offer a potent tool for approximate performance that offers an accumulation of knowledge, yield sample, and recreation performance from the category of an image. Calculations like Backpropagation and Perceptron habit gradient-tight ways to the harmony system strictures to the best possible a prepared collection of knowledge provide drawings so likely to be smeared. Using a back propagation neural network to update images. This technique, which is offered for the training of advanced nonlinear capacities, relies on the formation of a flawless structure within the high repetition regions of the image and the capping of a 2-layer back propagation network per complete integration [6].

**Image Restoration using Wavelet Analysis**

The drawbacks of using rippling analysis with the Wiener Filter, normalized Filter, Lucy Richardson algorithm, and Sightless deconvolution technique. Before the restoration, the corrupted image had to be pre-processed, and it had to be assessed to urge more information. Imposed two different pre-procedure types. Values for the bar graph were supported by frequency domain sifting before using rippling analysis and grey equal transformation.

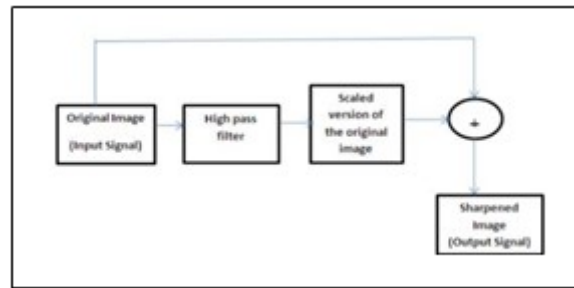
Wherever the image boundaries are present, the high-frequency regions are often dominated by noise. Low pass filters won't effectively remove noise as a result. To increase the contrast and deblur the image, grey smooth transformation spreads the grey area. Rippling analysis can conduct native analysis and look at proof without obvious degradation. A solo effort might not produce the best results [7,8].

**Applications of Image Restoration**

- Astronomical imaging was the first field in which digital image restoration was used inside the engineering community. Poisson noise, mathematician noise, etc. are typical characteristics of the astronomical imaging deterioration downside.
- Mammograms, the filtering of Poisson distributed film-grain noise in chest X-rays and digital angiographic images, and the reduction of additive noise in resonance imaging have all benefited from the restoration.
- Reviving old and degraded films is a crucial use of restoration technology. Film restoration typically uses digital processes that are used to colorize old black-and-white films as well as remove scratches and debris from old movies.
- The realm of image and video writing is where digital image restoration is finding more and more applications. A lot of progress has been made in developing methods of restoring coded images as a postprocessing phase to be carried out after decompression as strategies to improve writing efficiency and reduce bit rates of coded pictures have been created. [8-9].

**Image sharpening principle**

To sharpen an image, a signal proportionate to a high-pass filtered version of the original image must be added. The choice of the high-pass filtering process is crucial in this case. In the traditional method, the high pass filter was implemented using linear filters. The conclusions from linear techniques may be unexpected and incorrect if the source image is noise-corrupted [3].



**Fig.3. Image sharpening principle**

demonstrates the use of an unsharp masking technique on a one-dimensional signal. As seen in Fig (3), the highpass filter is used to eliminate the high-frequency components from the original image before being added to the original image at a scaled-down ratio to generate a sharper version of the original [8].

#### **Image sharpening masking A. Sharpening images and unsharp mask**

Sharpen filters are one of the most frequently used and abused post-processing tools. When done correctly, sharpening can improve the image by making it appear more defined. However, there is a propensity to overdo it, which can result in an artificial and "over-sharpened" appearance to the image. There is a common misunderstanding that fuzzy images would suddenly become clearer if they are sharpened. What occurs is that the fuzzy image will only look worse. By amplifying the contrast of the object's edges, sharpening creates the illusion of clear demarcation for the eye. This can be done in many ways. Whatever technique you use, just keep in mind that too much sharpening can cause the image to appear unnaturally warped. The fundamental idea behind UM is to first blur the original image, then subtract the blurred image from the original image. Add the difference to the original image as the last step. The high pass filter is used to improve the noisy image using a linear unsharp filtering technique. Images can be sharpened by using unsharp masks. The contrast in the darker section is heightened considerably more deeply than in the lighter part, which is one of the method's two main downsides. The approach also amplifies the impacts of noise and digitization, In most situations, these problems cause the images to lose their individuality.[6]

#### **B. Unsharp Masking (UM)**

The typical UM technique's noise sensitivity was reduced using a variety of methods. These two examples include the use of a quadratic filter as a local mean-weighted adaptive high-pass filter. These methods produced output noise that was lower than that of the traditional unsharp masking method. Here, a modified version of the standard UM scheme is put forth that includes an adaptive filter in the corrective path. This method improves images whose dynamic range matches the dynamic range that a CRT monitor can display. The adaptive filter is used to emphasize medium contrast details more than big contrast details, such as abrupt edges, in the input image to prevent overshoot effects in the output image. This filter does not take into account smooth areas during sharpening, making the entire system more resistant to noise in the input images than more conventional methods. To enhance images, this method serves the dual purpose of preventing noise amplification and unneeded overshoot in the detail regions [10].

#### **C. Image sharpening using wavelet and unsharp masking**

The fundamental principle of picture sharpening is to add a high-pass filtered version of the original signal to the input signal. Wavelet coefficients offer high-frequency features of an image in several resolutions. A wavelet-based method for image sharpening was utilized in using this idea. To enhance image contrast and brightness, image sharpening is used. Another technique combines the Discrete Wavelet Transform and the Unsharp Masking Method. The image's highfrequency coefficients, such as edge information, are provided by the wavelet coefficients. The image is sharpened in this case using the unsharp masking approach. This method is employed to gather edge information. The approximation coefficients and detail coefficients, such as Vertical, Horizontal, and Diagonal, are represented as CA, CV, CH, and CD, respectively The wavelet coefficients that were produced cover a wide frequency range. The sub-bands containing lowfrequency information were disregarded, and only the high-frequency coefficients were chosen. Because some of these frequencies may contain noise, it is crucial to choose the high-frequency coefficients carefully [1,6].

#### **Sharpening parameters**

Most sharpening techniques use at least three parameters:

- Radius determines the size of the edges you want to emphasize; a smaller radius emphasizes intricacy at a smaller scale. Typically, you want your radius setting to be about the same size as the smallest detail in your image.
- Amount generally expressed as a percentage this parameter regulates the sharpening effect's overall strength. A value of 100% is frequently a decent place to start.
- Masking Regulates the smallest brightness change at which the image will be sharpened. With less effect on delicate edges, this can be used to sharpen more noticeable edges. It's especially useful to avoid sharpening noise [5-6].

## CONCLUSION

image sharpening and restoration are important techniques in image processing that are critical for improving the visual quality of images. image deblurring methods advanced by various scholars. It might be challenging to remove There are numerous deblurring methods. following a review of the literature on the various blur from photos by restoration. The aforementioned methods lead to the conclusion that Lucy and the wiener filter produce superior results versus the others. We attempt to add neural networks to these techniques to advance them further. The MSE and PSNR metrics are used to conclude these results. To improve the quality of the photos that are taken from various sources, image restoration is used. Whether dealing with images in the time domain or the frequency domain, this article provides a variety of image restoration techniques, including the median filter, mean filter, adaptive filter, Weiner filter, neural network approach, and wavelet analysis. The most effective restoration techniques depend on applying techniques in the frequency domain. Modern restoration techniques include many filters and effort in a frequency domain Overall, this research paper highlights the importance of image sharpening and restoration in image processing and the various techniques that can be used to achieve these goals. Further research is needed to improve existing methods and to develop new techniques that can handle increasingly complex images and artifacts.

## REFERENCES

1. [https://en.m.wikipedia.org/wiki/Image\\_sharpening\\_using\\_image\\_processing\\_techniques](https://en.m.wikipedia.org/wiki/Image_sharpening_using_image_processing_techniques).
2. [https://en.m.wikipedia.org/wiki/Image\\_restoration\\_using\\_image\\_processing\\_techniques](https://en.m.wikipedia.org/wiki/Image_restoration_using_image_processing_techniques). 3) <https://globalsign.com>
3. Er. Jyoti Rani, Er. Sarabjt Kaur. Volume 4, Issue 1, January 2014. International Journal of Advanced Research in Computer Science and Software Engineering,
4. Er. Priya Tiwari, Dr. Naveen Dhillon, and Er. Kuldeep Sharma. Vol.3, no. 4, 1. July 2013. Analysis of Image Restoration Techniques for Developing Better Restoration Method.
5. Birwa Raja Mohapatra, Ansuman Mishra, Sarah Kumar Rout. Vol.2, No.3, March 2014. A Comprehensive Review on Image Restoration Techniques.
6. Kumar K. B. et al “ Review on Digital Image Restoration Methods and Future Directions”, International Journal of Scientific & Engineering, Vol. 6, No. 8, ISSN 2229-5518, PP 755 - 760, 2015
7. G. Ramponi, N. Strobel, S. K. Mitra, and T. Yu, Nonlinear Unsharp masking for contrast enhancement, Journal of Electronic Imaging 5(3),353-366, July 1996.
8. Pha, T. Q. and Vliet, L. J. V. 2005. Separable bilateral filtering for fast video preprocessing. IEEE Int. Conf. on Multimedia & Expo. CD1-4.
9. Ranka, S. and Sahni, S. 1989. Efficient Serial and Parallel Algorithms for Median Filtering. Proceeding 1989 International Conference on Parallel Processing.