

# EXPERIMENTAL ANALYSIS AND OPTIMIZATION OF PROCESS PARAMETER OF EDM FOR EN47

<sup>1</sup>PARTH KUMAR.S.PATEL, <sup>2</sup>Prof. Ketan Shah, <sup>3</sup>Prof. Akash B Pandey

<sup>1</sup>Research Scholar, <sup>2,3</sup>Assistant Professor  
Mechanical Engineering Department  
Faculty of Technology, M.S University, Baroda, Gujarat, India

**ABSTRACT:** The aims of this research work to identify parameters of EN47 spring steel material on EDM machine by applying Copper, Graphite, & Tungsten Carbide Coated Copper electrodes. And pursue the influence of four design factors pulse on (Ton), pulse off (Toff), current (I), and voltage (V), which are the most connected parameters to be controlled by the EDM process over machining specifications such as material removal rate (MRR) and tool wear rate (TWR) and characteristics of surface integrity such as average surface roughness (Ra) and also to quantify them.

In this paper the experiments have been conducted by using Taguchi Methodology with the DOE techniques and developed a mathematical model to predict material removal rate & average surface roughness using input parameters such as pulse on (Ton), pulse off (Toff), current (I), voltage (V).

**Keywords:** EDM, MRR, TWR, Surface Roughness.

## INTRODUCTION:

Now - a - days due to need for high strength materials in sophisticated industries and patronaged by the advances in the field of Materials science, there has been an increase in the availability and use of different machining of materials. EDM is one such process which is widely used to machine electrically conductive materials. EDM is a thermo-electric process in which material removal takes place through the process of controlled spark generation. It is one of the most popular non-traditional machining processes being used in the industries. <sup>[1]</sup>

EDM is a thermo-electric process in which material removal takes place through the process of controlled spark generation. It is one of the most popular non-traditional machining processes being used in the industries. EDM is generally used for mould and Die making industry and in manufacturing automotive, aerospace and surgical components. Since there is no mechanical contact between the tool and work piece, therefore frail components can be machined without the risk of damage. <sup>[1]</sup>

The Surface Roughness plays a very important role for any manufacturing work in order to identify the extent of the surface finish with reference to time and cost. A number of experimental works has been carried out till date for the investigation of the effect of the different parameters over the surface roughness value for different materials. <sup>[2]</sup>

## PRINCIPLE OF EDM

In this process the metal is removing from the work piece due to erosion case by rapidly recurring spark discharge taking place between the tool and work piece. Show the mechanical setup and electrical setup and electrical circuit for electrode discharge machining. A thin gap about 0.025mm is maintained between the tool and work piece by a servo system shown in fig.1 Both tool and work piece are submerged in a dielectric fluid. Kerosene/EDM oil/deionized water is very common type of liquid dielectric although gaseous dielectrics are also used in certain cases.

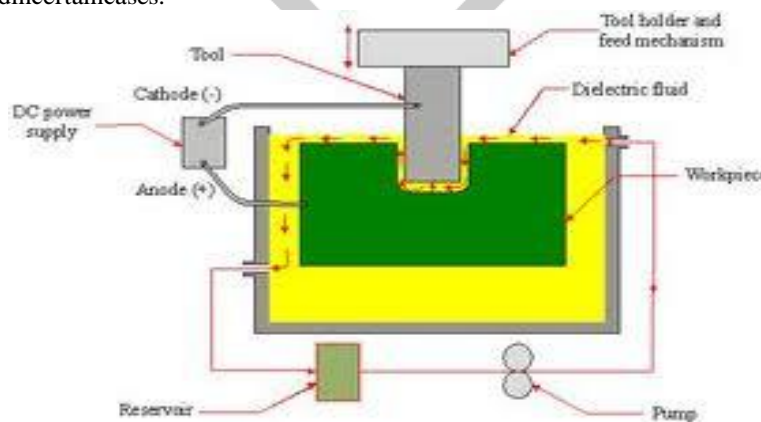


Fig.1 setup of Electric discharge machining

The tool is of cathode and work piece is anode. When the voltage across the gap becomes sufficiently high it discharges through the gap in the form of the spark in interval of off from 10 of microseconds.

**EXPERIMENTAL SET-UP**

**A. Selection of the Work Material: EN 47 Spring Steel of 160 mm dia and 12mm thickness.**

Electro Discharge Machining is able to do machining of hard material component such as heat treated tool steels, composites, super alloys, ceramics, carbides, heat resistant steels etc with Electro Discharge Machining process. EN 47 steel is medium tensile steel which is supplied in the black hot rolled or it can be in normalized condition..

EN 47 steel has good weld ability and machinability in normalized as well as the hot rolled condition. EN 47 is having huge industrial applications such as gear manufacturing, Leaf spring, train Shockers which requiring more wear resistance and strength.

**B. Selection of the Electrode Material:**

- 1) Copper :Size : 10mm dia , 1 Inch length
- 2) Graphite : Size : 10mm dia , 1 Inch length
- 3) Tungsten Carbide Coated Copper: Size: 10mm dia, 1 Inch length.
- 4)

Tungsten Carbide Powder	
Elements	Percentage %
Boron	3
Carbon	0.8
Chromium	15
Iron	3.5
Nickel	56.4
Tungsten	17.3
Silicon	4

Table no. 3.1 Specification of Electrode



Fig.2 EDM Electrode

It is capable of machining geometrically complex or hard material components, super alloys, ceramics, carbides, heat resistant steel etc. There are different types of tool material are using the EDM method. And the tool steel contains carbon and alloy steel that are particularly well-suited to be made into tools.

Various electrode materials used are graphite, copper, copper graphite, brass, zinc alloys, steel, copper tungsten, silver tungsten, tungsten etc., classification of different electrode materials used in Electro Discharge Machining Process. Copper is selected as a tool material of present experimental work.

**EXPERIMENTAL WORK**

This experimental setup is used for machining of different materials regardless of their hardness. For this experiment the whole work will be carried out on Electric Discharge Machine, model Joemars Machine (die-sinking type) with servo-head (constant gap). Experiments will be conducted using copper and graphite electrodes.

The EDM consists of following major parts:

- a) Dielectric reservoir, pump and circulation system.
- b) Power generator and control unit.
- c) Working tank with work holding device.
- d) X-Y table accommodating the working table.
- e) The tool holder.
- f) The servo system to feed the tool.

**Machine Specification**

Model: Joemars AZ 50 Machine

Table no. 1. Specification of JOEMARS AZ50 EDM machine

SPECIFICATION	SIZE	UNIT
X TRAVEL	200	Mm
Y TRAVEL	350	Mm
Z TRAVEL	160	Mm
TANK CAPACITY	200	Ltrs
MOTOR FOR PUMP	1	H.P.
POSITIONING RESOLUTION	1	micron



Fig.3 EDM Machine setup

**PLAN OF EXPERIMENT**

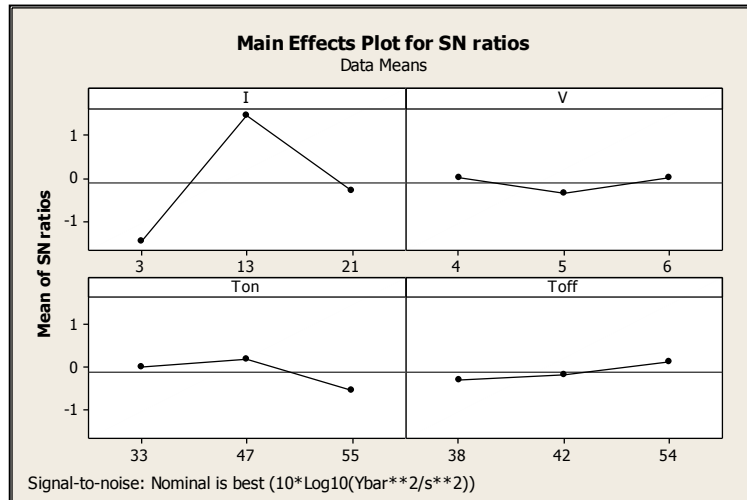
Through this dissertation, effect of different process parameters such as Pulse Duration ( $T_{on}$ ) & ( $T_{off}$ ), Discharge current ( $I_p$ ) & Spark Gap ( $V_g$ ) their effect on machine response characteristics such as Material Removal Rate, Tool Wear Rate and Surface Roughness on EN 47 Spring Steel work piece material using copper, graphite & tungsten carbide coated copper electrode will be investigated.

Table no. 2. Processing Parameters and Machine Responses

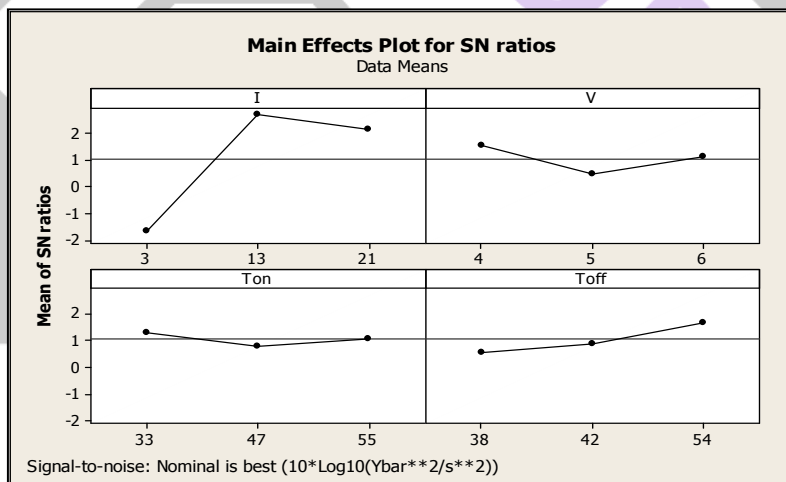
Input parameter	Output parameter
Discharge Current	Material Removal Rate ( $\text{mm}^3/\text{min}$ )
Spark Gap ( $V_g$ )	Tool Wear Rate ( $\text{mm}^3/\text{min}$ )

Pulse Duration (Ton)	Surface Roughness ( $\mu\text{m}$ )
Pulse Duration (Toff)	

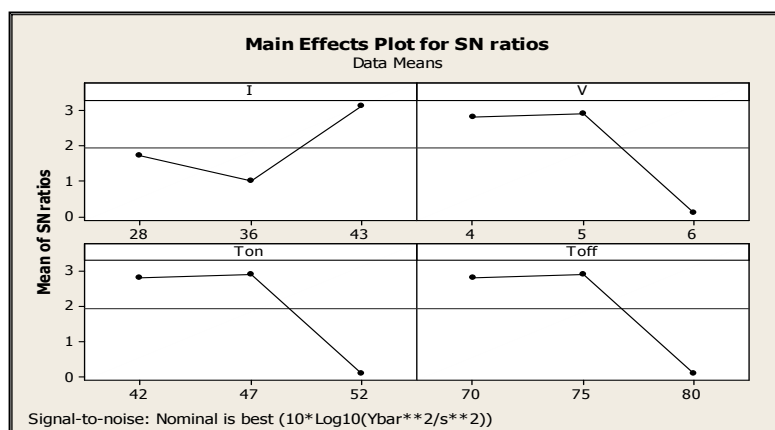
Analysis of Observation OfEn 47 By Copper Electrode:



Nominal is best ( $10 \cdot \log_{10}(\bar{Y}^2/s^2)$ )  
Analysis of Observation OfEn 47 By Graphite Electrode:



Analysis of Observation OfEn 47 By Tungsten Coated Copper Electrode:



## Optimization Of Grey Relational Analysis:

SR NO.	Electrode	MRR (mm <sup>3</sup> /min)	TWR (mm <sup>3</sup> /min)	Ra (µm)	Grey Relational Grade	Rank
1	Copper	32.511	4.058	9.12	0.5190	1
2	Graphite	12.352	7.005	6.208	0.4308	1
3	Tungsten Carbide Copper	8.205	3.018	12.125	0.3654	1

**Conclusion:**

- From the experimentation we found that the Copper Electrode is having higher material removal rate (MRR) 40.49 mm<sup>3</sup>/min than of the graphite electrode MRR is 30.457 mm<sup>3</sup>/min & for tungsten carbide coated copper electrode MRR is 13.629 mm<sup>3</sup>/min.
- Low Tool wear rate of Graphite & Copper Electrode, TWR of both the electrode are same are 0.029 mm<sup>3</sup>/min.
- Machining from the Graphite electrode obtain better Surface Roughness (Ra) is 2.25 µm, than the Copper (Ra is 2.33 µm) & Tungsten Carbide Coated Copper Electrode (Ra is 7.81 µm).
- Based on the experiment, the effect of selected input parameter on the output parameter like
- MRR, TWR, Ra are studied.

**REFERENCE**

- [1] M.Dastagiri, A.Hemantha Kumar "Experimental Investigation of EDM Parameters on Stainless Steel&En41b" in 2014, 1551-1564.
- [2] ShaileshDewangan, SoumyaGangopadhyay, Chandan Kumar Biswas"Multi-response optimization of surface integrity characteristics of EDM process using grey-fuzzy logic-based hybrid approach" in Engineering Science and Technology, an International Journal (2015) 1e8.
- [3] Ravindranadh Bobbili, V. Madhu, A.K. Gogia"Modelling and analysis of material removal rate and surface roughness in wire-cut EDM of armour materials"Engineering Science and Technology, an International Journal (2015) 1e5.
- [4] Periyakgounder Suresh-RajamanickamVenkatesan, TamilperruvalathanSekar-Natarajan Elango-VaratharajanSathiyamoorthy "Optimization of Intervening Variables in Microedm of SS 316L using a Genetic Algorithm and Response-Surface Methodology" Journal of Mechanical Engineering 60(2014)10, 656-664.
- [5] Harjot Singh Panag, Harsimran Singh Sodhi, Harjot Singh "Optimization of Surface Roughness in EDM For AISI M2 High Speed Steel Using Response Surface Methodology" IJRMET Vol. 4, Issue 2, Spl-2 May-October 2014.
- [6] Jun li, Shangyo Shi &shiping Zhao 2013 "Modeling and Analysis of Micro-hole in Die-sinking EDM Process through Response Surface method based on central composite design" Vol.6 No. 6(2013), pp.351-364.
- [7] Thiruppathi K, Panneerselvam T, Santosh S "optimization of edm parameters using taguchi method and grey relational analysis for mild steel is 2026".
- [8] Pratik A. Patil, C.A. Waghmare "Optimization of Process Parameters in Wire-Edm Using Rsm"ISBN: 978-93-84209-23-0.
- [9] R.A. Mahdavejad (2009) "EDM process optimisation via predicting a controller model" Received 6-05-2008.
- [10] Dragan Rodic, Marin Gostimirovic, Pavel Kovac, IldikoMankova and Vladimir Pucovsky (2014) "Predicting Of Machining Quality In Electric Discharge Machining Using Intelligent Optimization Techniques" IJMECH) Vol.3, No.2, May 2014.
- [11] SauravDatta, SibaSankarMahapatra (2010) "Modeling, simulation and parametric optimization of wire EDM process using response surface methodology coupled with grey-Taguchi technique" International journal of Engineering, Science &Technology, Vol-2 No. 5, 2010, pp. 162-183.
- [12] M.Dastagiri and A.Hemantha Kumar define "Experimental Investigation of EDM Parameters on Stainless Steel&En41b".
- [13] Vikas, Apurba Kumar Roy and Kaushik Kumar "Effect and Optimization of various Machine Process Parameters on the Surface Roughness in EDM for an EN41 Material using Grey-Taguchi"Procedia Materials Science 6 (2014) 383-390.
- [14] Milan Kumar Das, Kaushik Kumar, Tapan Kr. Barman and Prashant Sahoo "Application of Artificial bee Colony Algorithm for Optimization of MRR and Surface Roughness in EDM of EN31 tool steel"Procedia Materials Science 6 (2014) 741-751.
- [15] P. Balasubramaniana, T. Senthilvelan "Optimization of Machining Parameters in EDM process using Cast and Sintered Copper Electrodes" Procedia Materials Science 6 (2014) 1292-1302.

- [16] F.Q. Hu, F.Y. Cao, B.Y. Songa, P.J. Houa, Y. Zheng, K. Chena, J.Q. Weia “Surface properties of SiCp/Al composite by powder-mixed EDM” *Procedia CIRP* 6 (2013) 101-106.
- [17] Y. Zhao, M. Kuniedaa, K. Abe “Experimental investigations into EDM behaviors of single crystal silicon carbide”, *Procedia CIRP* 6 (2013) 135-139.
- [18] Schuberta,, H. Zeidlera, M. Hahna, M. Hackert-Oschätzchena, J. Schneider “Micro-EDM milling of electrically nonconducting zirconia ceramics”.
- [19] Pardeep Singh, Naveen Beri, Anil Mahajan “Determination of best parameter setting for overcut during electrical discharge machining of H-13 tool steel using taguchi method”.
- [20] J.A. Sáncheza, S. Plaza, R. Gila, J.M. Ramosb, B. Izquierdo, N. Ortega, I. Pombo “Electrode set-up for EDM-drilling of large aspect-ratio microholes”
- [21] *Procedia CIRP* 6 (2013) 274-279.
- [22] Shailesh Dewangan, Soumya Gangopadhyay, Chandan Kumar Biswas “Multi-response optimization of surface integrity characteristics of EDM process using grey-fuzzy logic-based hybrid approach” *Engineering Science and Technology, an International Journal* xxx (2015) 1e8.
- [23] Xiao-peng LI, Yuan-gang WANG, Fu-ling ZHAO, Meng-hua WU, Yu LIU “Influence of high frequency pulse on electrode wear in micro-EDM” *Defence Technology* 10 (2014) 316-320.
- [24] Azhar Equbal and Anoop Kumar Sood “Problems and Challenges in EDM Electrode Fabrication Using RP” *World Applied Sciences Journal* 28 (8): 1127-1133, 2013 ISSN 1818-4952 © IDOSI Publications, 2013
- [25] Brent Stucker, Walter Bradley, P. T. Eubank, Somchintana Norasetthekul and Bedri Bozkurt “Zirconium Diboride/Copper EDM Electrodes From Selective Laser Sintering”
- [26] M.T. Antar, S.L. Soo, D.K. Aspinwall, D. Jones, R. Perez “Productivity and workpiece surface integrity when WEDM aerospace alloys using coated wires”
- [27] Norbert Radek, Konrad Bartkowiak “Performance properties of electro-spark deposited carbide-ceramic modified by laser beam” *LANE* 2010.
- [28] Lokesh Kumar Bican (2013) “Optimization of Electrical Discharge Machining Parameters Using Genetic Algorithm Technique”.

